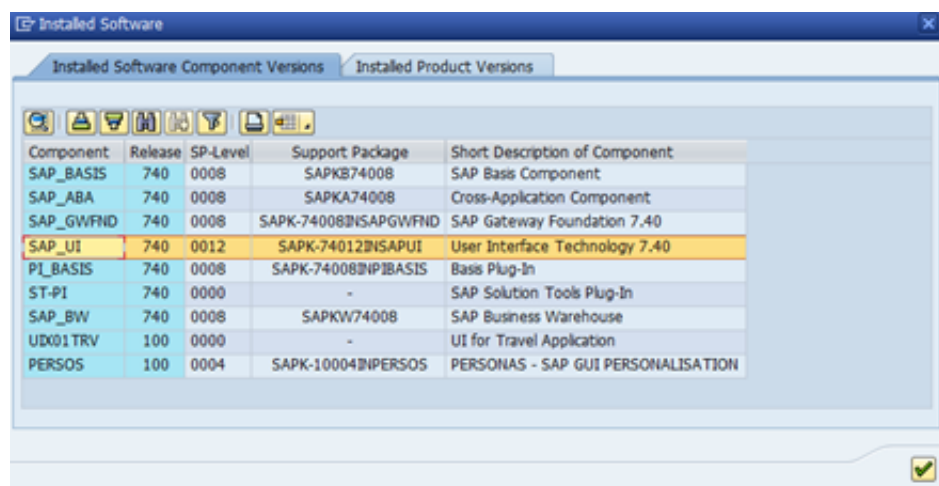


Upgrade SAPUI component

Author : Tobias Hofmann

Date : September 7, 2015

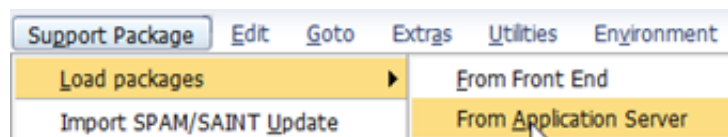
There is at least one SAPUI component in an ABAP system that you can "easily" upgrade without having to upgrade almost your entire ERP system: SAPUI. An upgrade of that component is necessary to gain the latest and greatest in SAP UI5. To upgrade that component from SP12 to SP13 do the following steps:



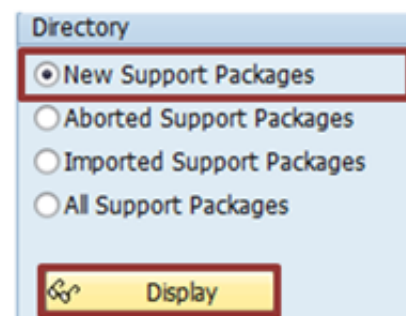
A pre-requirement of SP13 is to have an updated SPAM version. Make sure to have the latest one available for your system.

Support Package Manager - Version 7.40/0058

Extract the SAR file and copy the PAT to the server and import them.



Check the package content to see if the pre-requirements are fulfilled. Select "New Support Package" in the Directory section and then "Display".



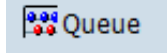
It's full of stars!

Where documentation meets reality

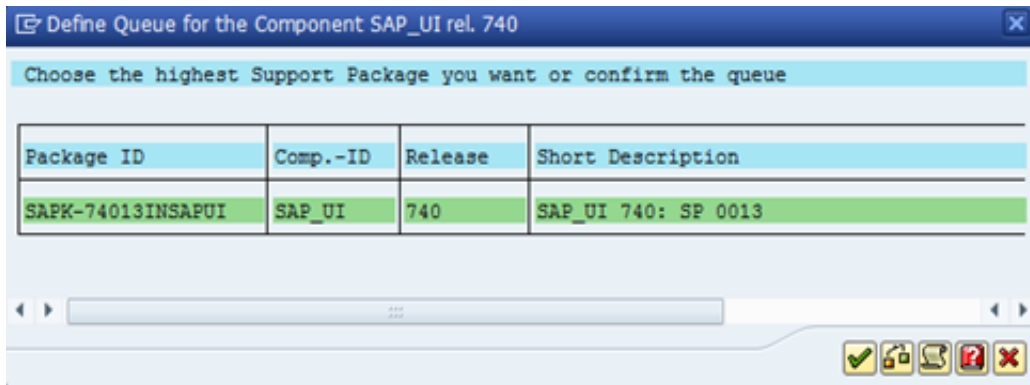
The dependencies should be marked as OK.

OCS packages available for this system	Description	St...	Import Status
▼ SAP_UI	User Interface Technology 7.40		
▼ SAPK-74013INSAPUI	SAP_UI 740: SP 0013	🟡🟢	Not imported
▼ Prerequisite set 01			
• SAP_UI,740		✅	
• SAPK-74012INSAPUI		✅	

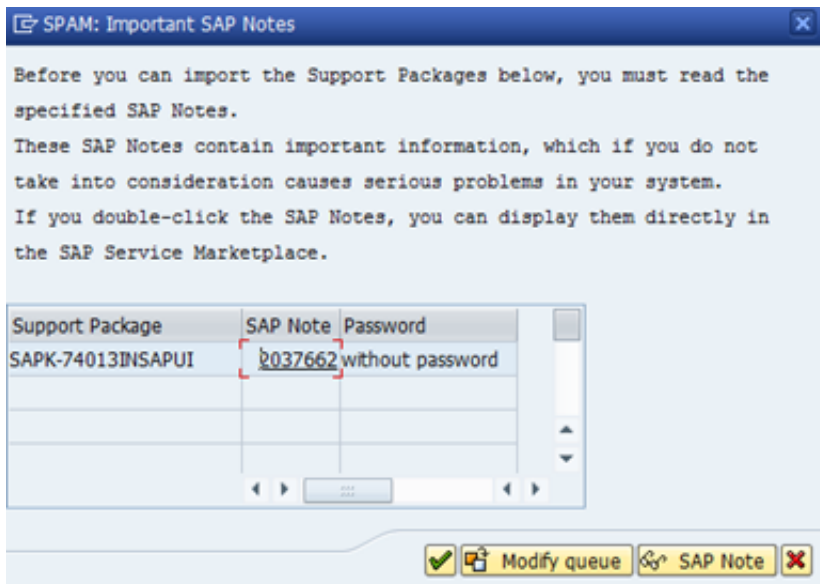
Select the component and click on calculate queue:



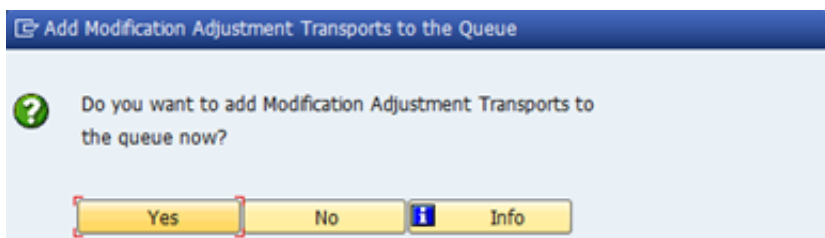
Confirm the queue.



Click OK



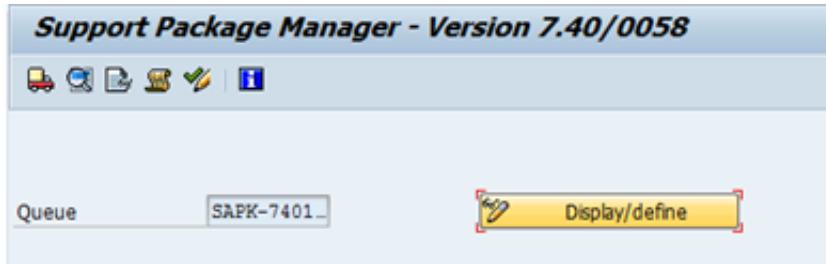
Confirm the dialog with no.



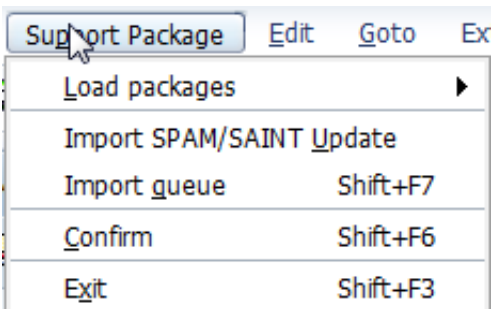
It's full of stars!

Where documentation meets reality

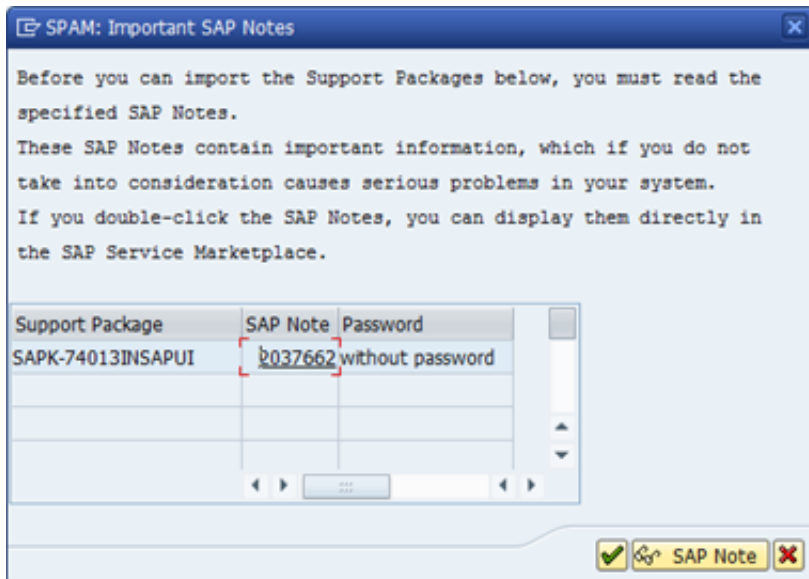
The queue is now listed in the main screen.



To start the installation, go to the top menu -> Support Package and select "Import queue".



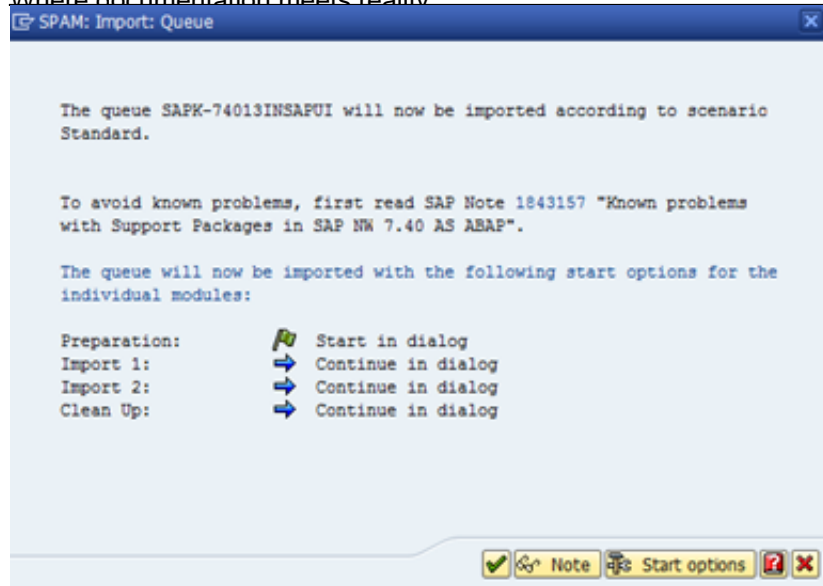
Confirm the following message.



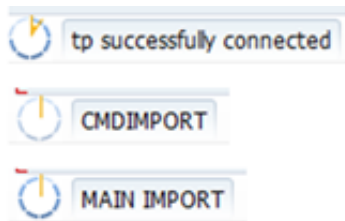
Click on OK to start the process.

It's full of stars!

Where documentation meets reality



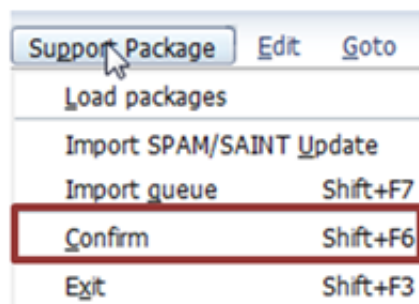
To see the status of the import, check the messages in the status bar.



After the import (be prepared, can take some while). In case everything went through without problems, you should see the following message



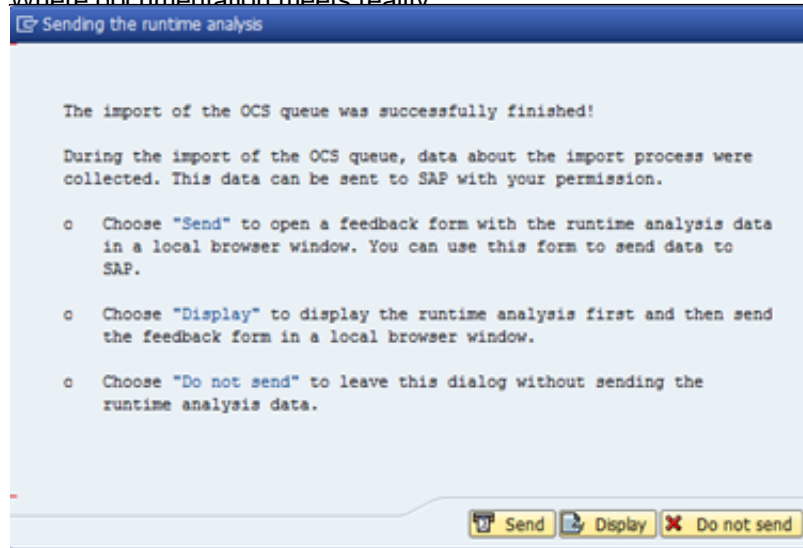
The final step is to confirm this. Go to the menu and "Support Package" > "Confirm".



Inform if you want help SAP to improve the process or not.

It's full of stars!

Where documentation meets reality



Check if SP13 is now installed.

Component	Release	SP-Level	Support Package	Short Description of Component
SAP_BASIS	740	0008	SAPKB74008	SAP Basis Component
SAP_ABA	740	0008	SAPKA74008	Cross-Application Component
SAP_GWFND	740	0008	SAPK-74008INSAPGWFND	SAP Gateway Foundation 7.40
SAP_UI	740	0013	SAPK-74013INSAPUI	User Interface Technology 7.40
PL_BASIS	740	0008	SAPK-74008INPLBASIS	Basic Plug-In
ST-PI	740	0000	-	SAP Solution Tools Plug-In
SAP_BW	740	0008	SAPKW74008	SAP Business Warehouse
UD01TRV	100	0000	-	UI for Travel Application
PERSOS	100	0004	SAPK-10004INPERSOS	PERSONAS - SAP GUI PERSONALISATION

Congratulations, you have now SP13 of SAPUI installed.